Dell Pro 5 16

P516260

Setup and Specifications

Regulatory Model: P151F
Regulatory Type: P151F001/P151F003/P151F004
October 2026
Rev. A01

DELL Technologies

Notes, cautions, and warnings

NOTE: A NOTE indicates important information that helps you make better use of your product.

CAUTION: A CAUTION indicates either potential damage to hardware or loss of data and tells you how to avoid the problem.

WARNING: A WARNING indicates a potential for property damage, personal injury, or death.

Copyright © Dell Inc. All Rights Reserved. Dell Technologies, Dell, and other trademarks are trademarks of Dell Inc. or its subsidiaries. Other trademarks may be trademarks of their respective owners.

Contents

Chapter 1: Views of Dell Pro 5 16 P516260 5
Right view 5
Left view 5
Top view 7
Front view 8
Bottom view 9
Locate the Service Tag or Express Service Code label of your computer 10

Chapter 2: Set up your Dell Pro 5 16 P516260 12

Chapter 3: Specifications of Dell Pro 5 16 P516260 14
Dimensions and weight 14
Processor 14
Intel Core Ultra Series 3 processors 14
Intel Core Series 3 processors 17
Chipset 19
Operating system 19
Memory 20
External ports and slots 20
Internal slots 21
Ethernet 21
Wireless card 21
WLAN module 21
WWAN module 22
Audio 23
Storage 24
Keyboard 24
Keyboard shortcuts of Dell Pro 5 16 P516260 25
Camera 26
Touchpad 27
Power adapter 27
Power adapter requirements 28
Battery 29
Battery-status light 29
Battery power requirements 30
Display 31
ComfortView Plus 32
Fingerprint reader 32
GPU—Integrated 33
Multiple displays, port and resolution matrix 34
Hardware security 34
Smart-card reader 35
Contactless smart card reader 35
Contacted smart card reader 36

Operating and storage environment....37
Using the privacy shutter....38
Dell Optimizer....38
Dell support policy....39

Chapter 4: Getting help and contacting Dell....40

Chapter 5: Revision history....41

1

Views of Dell Pro 5 16 P516260

Right view

Figure 1. Right view

1. **Nano-SIM card slot (optional)**

   Install a nano-SIM card to connect to a mobile broadband network.

   NOTE: The nano-SIM card slot is only available on computers shipped with a WWAN card.

2. **Global headset jack**

   Supports connection of headphones or combo headsets with integrated microphone for audio input and output.

3. **USB 3.2 Gen 1 port with PowerShare**

   Supports data transfer speed of up to 5 Gbps for connecting external storage and peripheral devices, and provides power output capability for charging compatible devices even when the computer is turned off.

   NOTE: If your computer is turned off or in a hibernate state, you must connect the power adapter to charge your devices using the PowerShare port. You must enable this feature in the BIOS setup program.

4. **RJ45 Ethernet (1 Gbps) port**

   Provides wired network connectivity by connecting to a router or modem via an Ethernet cable. Supports data transfer speeds up to 1 Gbps for stable and high-speed internet or LAN access.

5. **Wedge-shaped lock slot**

   Provides a slot for a cable lock to secure the computer against unauthorized removal or movement.

Left view

Figure 2. Left view

1. **HDMI 2.1 (TMDS) port**

Outputs high-definition video and audio to external displays, TVs, or HDMI-in devices. Supports resolutions up to 4096 × 2160 at 60 Hz with HDCP 2.3 for secure content playback, enabling users to extend or mirror their display for entertainment, presentations, or multi-screen setups.

2. **USB 3.2 Gen 1 (5 Gbps) port**

   Supports data transfer speed of up to 5 Gbps for connecting external storage and peripheral devices.

3. **Two Thunderbolt 4 (40 Gbps) ports with Power Delivery and DisplayPort 2.1:** Transfers data at high speed, charges your device, and connects to external displays—all through one port:
   - **Thunderbolt 4**: Offers up to 40 Gbps data transfer speed, enabling ultrafast file transfers, external SSDs, and high-performance peripherals. Offers backward compatibility with USB 3.2, USB 2.0, and Thunderbolt 3.
   - **DisplayPort 2.1**: Allows video output to external monitors, making it ideal for docking stations or multi-monitor setups. Compatible with USB-C to HDMI/DP adapters and docking stations.
   - **USB4 Compatibility**: Ensures broad support for USB devices with efficient bandwidth sharing and backward compatibility with USB 3.2, USB 2.0, and Thunderbolt 3.
   - **Power Delivery (PD)**: Supports charging of laptops, tablets, and other devices with up to 100 W power through the same port, reducing the need for separate power adapters.

   NOTE: A USB Type-C to DisplayPort adapter (sold separately) is required to connect a DisplayPort device.

4. **Battery-status light**

   Indicates the current battery charge level and charging status through LED signals, helping users monitor power availability and charging progress.

   - White - Battery is charging.
   - Solid yellow - Battery charge is low.
   - Blinking yellow - Battery charge is critical.
   - Off - Battery is fully charged.

5. **Smart-card reader slot (optional)**

   Supports ISO/IEC 7816-compliant smart cards and enables secure user authentication through hardware-based cryptographic functions. When a compatible smart card is inserted, the system can perform secure login, digital signature verification, and access control operations. This feature is typically used in enterprise environments requiring enhanced security protocols.

Top view

Figure 3. Top view

1. **Power button with optional fingerprint reader**

   Provides standard power control. If equipped with a fingerprint reader, it also supports secure user authentication via a single touch.

   NOTE: When the computer is turned on, press the power button to put the computer into sleep state; press and hold the power button for 10 seconds to force shut-down the computer.

   NOTE: The power-status light on the power button is available only on computers without the fingerprint reader. Computers that are shipped with the fingerprint reader that is integrated on the power button will not have the power-status light on the power button.

   NOTE: The power-button behavior can be customized in the operating system.

2. **Fingerprint reader (optional)**

   Supports secure user authentication through a single touch.

   NOTE: This fingerprint reader supports FIPS 201.

3. **NFC/Contactless smart card reader (optional)**

   Enables NFC-enabled devices to communicate with your computer.

4. **Touchpad**

   Used to move the mouse pointer. You can tap, swipe, or drag your finger to click, scroll, or move items on the screen—just like using a mouse.

Front view

Figure 4. Front view

1. **Left microphone**

   Provides digital sound input for audio recording and voice calls.

2. **IR sensor (optional)**

   The sensor detects the absence of the user and locks the computer to enhance security and reduce power consumption.

3. **Infrared emitter (optional)**

   Emits infrared light to support the infrared camera in detecting facial features and tracking motion for secure and responsive functionality.

4. **Camera shutter**

   Features a manual privacy shutter that can slide to access the camera lens and slide over to block its view and safeguard your privacy when the camera is not in use.

5. **Camera**

   Allows you to conduct video calls, capture still images, and record video content for communication and documentation purposes.

6. **Camera-status light**

   Illuminates automatically to indicate active camera usage, letting you know when the camera is recording or streaming.

7. **Right microphone**

   Provides digital sound input for audio recording and voice calls.

Bottom view

Bottom view - Full Aluminium

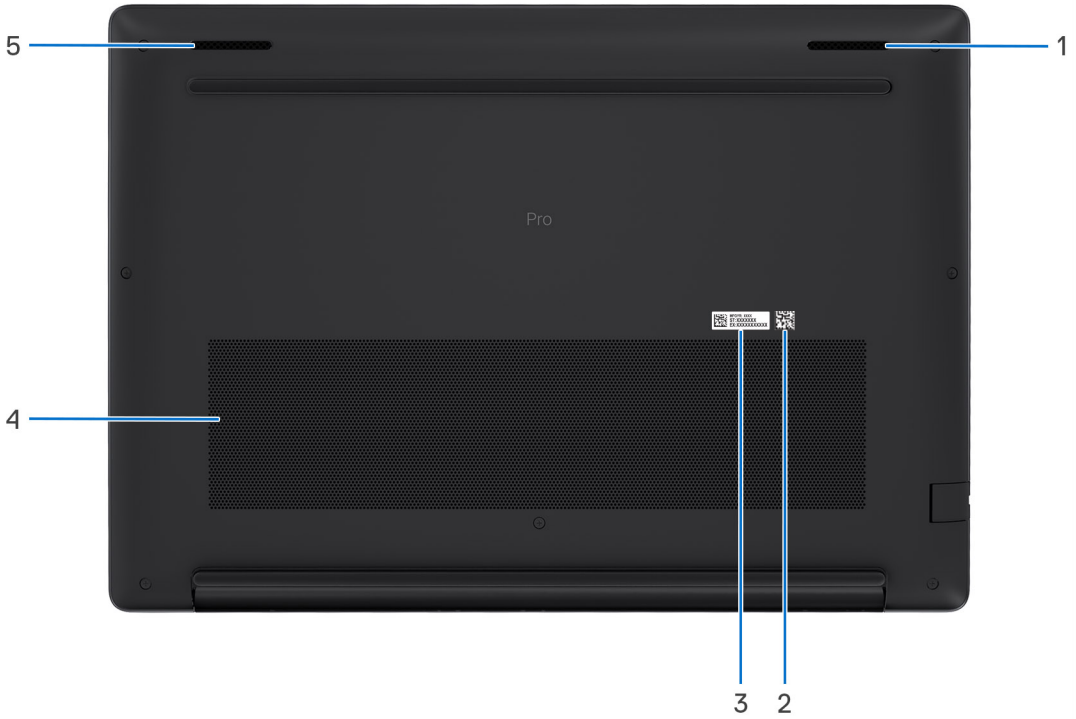

Figure 5. Bottom view - Full Aluminium

1. **Right speaker**

   Provides audio output.

2. **MyDell QR code**

   MyDell is your hub for content that is personalized to your Dell Pro 5 16 P516260, including videos, articles, manuals, and access to support.

3. **Service Tag label**

   The Service Tag is a unique alphanumeric identifier that enables Dell service technicians to identify the hardware components in your computer and access warranty information.

4. **Air vents**

   Provides ventilation for your computer. Clogged air vents can cause overheating and can affect the performance of your computer and potentially cause hardware issues. Keep the air vents clear of obstructions and clean them regularly to prevent the build-up of dust and dirt. For more information about cleaning air vents, search Dell Support site.

5. **Left speaker**

   Provides audio output.

Bottom view - Aluminium and Glass Fiber Composite



Figure 6. Bottom view - Aluminium and Glass Fiber Composite

1. **Right speaker**

   Provides audio output.

2. **MyDell QR code**

   MyDell is your hub for content that is personalized to your Dell Pro 5 16 P516260, including videos, articles, manuals, and access to support.

3. **Service Tag label**

   The Service Tag is a unique alphanumeric identifier that enables Dell service technicians to identify the hardware components in your computer and access warranty information.

4. **Air vents**

   Provides ventilation for your computer. Clogged air vents can cause overheating and can affect the performance of your computer and potentially cause hardware issues. Keep the air vents clear of obstructions and clean them regularly to prevent the build-up of dust and dirt. For more information about cleaning air vents, search Dell Support site.

5. **Left speaker**

   Provides audio output.

Locate the Service Tag or Express Service Code label of your computer

The service tag is a unique alphanumeric identifier that allows Dell service technicians to identify the hardware components in your computer and access warranty information. The Express Service Code is a numeric version of the Service Tag.

For more information about how to find the Service Tag of your computer, search Dell Support Site.

Figure 7. Service Tag/Express Service Code location

2

Set up your Dell Pro 5 16 P516260

About this task

NOTE: The images in this document may differ from your computer depending on the configuration you ordered.

Steps

1. Connect the power adapter and press the power button.

   NOTE: To conserve battery power, the battery might enter power-saving mode. Ensure that the power adapter is connected before turning on the computer.

Figure 8. Connect the power adapter and press the power button

2. Finish the operating system setup.

   For Ubuntu:

   Follow the on-screen instructions to complete the setup. For more information about installing and configuring Ubuntu, search Dell Support Site.

   For Windows:

   Follow the on-screen instructions to complete the setup. When setting up, it is recommended that you:

   - Connect to a network for Windows updates.

     NOTE: If connecting to a secured wireless network, enter the password for the wireless network access when prompted.

   - If connected to the Internet, sign-in with an existing Microsoft account or create an account. If not connected to the Internet, create an offline account.
   - On the **Support and Protection** screen, enter your contact details.

3. Locate and use Dell apps from the Windows Start menu. This step is optional but recommended.

Table 1. Locate Dell apps

Resources	Description
	Dell Optimizer is an application that is designed to enhance computer performance and productivity by optimizing settings for power, battery, display, collaboration touchpad, and presence detection. It also provides access to applications purchased with your new computer. For more information, see Dell Optimizer User's Guide at Dell Support Site.
	Dell Product Registration Register your computer with Dell.
	Dell Help & Support Access help and support for your computer.
	SupportAssist SupportAssist is a proactive and predictive technology that offers automated technical support for Dell computers. It proactively monitors both hardware and software, addressing performance issues, preventing security threats, and automating engagement with Dell Technical Support. For more information, see the SupportAssist documentation at Dell Support Site. **NOTE:** In SupportAssist, click the warranty expiry date to renew or upgrade your warranty.
	SupportAssist SupportAssist is a proactive and predictive technology that offers automated technical support for Dell computers. It proactively monitors both hardware and software, addressing performance issues, preventing security threats, and automating engagement with Dell Technical Support. For more information, see the SupportAssist documentation at Dell Support Site. **NOTE:** In SupportAssist, click the warranty expiry date to renew or upgrade your warranty.

3

Specifications of Dell Pro 5 16 P516260

Dimensions and weight

The following table lists the height, width, depth, and weight of your Dell Pro 5 16 P516260.

Table 2. Dimensions and weight

Description	Option one	Option two
Materials:		
Display Lid	Anodized Aluminium	Anodized Aluminium
Palmrest	Anodized Aluminium	Glass Fiber Composite
Base cover	Anodized Aluminium	Glass Fiber Composite
Height:		
Front	10.88 mm (0.43 in.)	11.02 mm (0.43 in.)
Rear	15.16 mm (0.59 in.)	14.78 mm (0.58 in.)
Peak	18.95 mm (0.74 in.)	19.40 mm (0.76 in.)
Width	358.60 mm (14.12 in.)	358.60 mm (14.12 in.)
Depth	253.40 mm (9.98 in.)	253.40 mm (9.98 in.)
Minimum weight	1.82 kg (4.02 lb)	1.87 kg (4.13 lb)
NOTE: The weight of your computer depends on the configuration that you ordered.		
NOTE: Glass Fiber Composite is made of polycarbonate (thermoplastic) with Glass Fiber reinforcement.		

Processor

Intel Core Ultra Series 3 processors

The following table lists the details of the Intel Core Ultra Series 3 processors that are supported on your Dell Pro 5 16 P516260.

NOTE: The following processor specification tables only apply to computers shipped with Intel Core Ultra Series 3 processors.

Table 3. Intel Core Ultra Series 3 processors

Description	Option one	Option two	Option three	Option four
Type	Intel Core Ultra 5 322	Intel Core Ultra 5 332 vPro	Intel Core Ultra 5 325	Intel Core Ultra 5 335 vPro
Thermal Design Power (TDP)	Up to 23 W	Up to 23 W	Up to 23 W	Up to 23 W
NOTE: Thermal Design Power (TDP) is an indicator of maximum performance at sustained workloads under Performance Mode at an ambient temperature of 28 °C (82.40 °F).				
Total cores	6	6	8	8

Table 3. Intel Core Ultra Series 3 processors (continued)

Description	Option one	Option two	Option three	Option four
Number of Performance-cores	2	2	4	4
Number of Efficient-cores	None	None	None	None
Number of Low Power Efficient-cores	4	4	4	4
Total threads	6	6	8	8
Speed	Up to 4.40 GHz	Up to 4.40 GHz	Up to 4.50 GHz	Up to 4.60 GHz
Performance-core frequency				
Base frequency	2.50 GHz	2.50 GHz	2.10 GHz	2.20 GHz
Maximum turbo frequency	4.40 GHz	4.40 GHz	4.50 GHz	4.60 GHz
Efficient-core frequency				
Base frequency	Not applicable	Not applicable	Not applicable	Not applicable
Maximum turbo frequency	Not applicable	Not applicable	Not applicable	Not applicable
Low Power Efficient-core frequency				
Base frequency	1.90 GHz	1.90 GHz	1.60 GHz	1.60 GHz
Maximum turbo frequency	3.30 GHz	3.30 GHz	3.40 GHz	3.40 GHz
Processor cache	12 MB	12 MB	12 MB	12 MB
Integrated graphics	Intel Graphics	Intel Graphics	Intel Graphics	Intel Graphics
X^e-cores	2	2	4	4
GPU AI performance	Up to 18 TOPS	Up to 18 TOPS	Up to 40 TOPS	Up to 40 TOPS
Neural Processing Unit (NPU) AI performance	Up to 46 TOPS	Up to 46 TOPS	Up to 47 TOPS	Up to 47 TOPS
NOTE: Tera Operations Per Second (TOPS) is an AI performance metric that measures how many trillions of operations per second an AI processor can perform.				

Table 3. Intel Core Ultra Series 3 processors

Description	Option five	Option six	Option seven	Option eight
Type	Intel Core Ultra 7 355	Intel Core Ultra 7 365 vPro	Intel Core Ultra 5 336H vPro	Intel Core Ultra 7 356H
Thermal Design Power (TDP)	Up to 23 W	Up to 23 W	Up to 25 W	Up to 25 W
NOTE: Thermal Design Power (TDP) is an indicator of maximum performance at sustained workloads under Performance Mode at an ambient temperature of 28 °C (82.40 °F).				
Total cores	8	8	12	16
Number of Performance-cores	4	4	4	4

Table 3. Intel Core Ultra Series 3 processors (continued)

Description	Option five	Option six	Option seven	Option eight
Number of Efficient-cores	None	None	4	8
Number of Low Power Efficient-cores	4	4	4	4
Total threads	8	8	12	16
Speed	Up to 4.70 GHz	Up to 4.80 GHz	Up to 4.60 GHz	Up to 4.60 GHz
Performance-core frequency				
Base frequency	2.30 GHz	1.90 GHz	2 GHz	1.90 GHz
Maximum turbo frequency	4.70 GHz	4.60 GHz	4.80 GHz	4.70 GHz
Efficient-core frequency				
Base frequency	Not applicable	1.50 GHz	1.60 GHz	1.50 GHz
Maximum turbo frequency	Not applicable	3.40 GHz	3.60 GHz	3.50 GHz
Low Power Efficient-core frequency				
Base frequency	1.70 GHz	1.50 GHz	1.60 GHz	1.50 GHz
Maximum turbo frequency	3.50 GHz	3.20 GHz	3.40 GHz	3.30 GHz
Processor cache	12 MB	18 MB	18 MB	18 MB
Integrated graphics	Intel Graphics	Intel Graphics	Intel Graphics	Intel Graphics
X^e-cores	4	4	4	4
GPU AI performance	Up to 40 TOPS	Up to 37 TOPS	Up to 40 TOPS	Up to 40 TOPS
Neural Processing Unit (NPU) AI performance	Up to 49 TOPS	Up to 47 TOPS	Up to 50 TOPS	Up to 50 TOPS
NOTE: Tera Operations Per Second (TOPS) is an AI performance metric that measures how many trillions of operations per second an AI processor can perform.				

Table 3. Intel Core Ultra Series 3 processors

Description	Option nine	Option ten	Option eleven
Type	Intel Core Ultra 7 366H vPro	Intel Core Ultra 5 338H vPro	Intel Core Ultra X7 368H vPro
Thermal Design Power (TDP)	Up to 25 W	Up to 28 W	Up to 28 W
NOTE: Thermal Design Power (TDP) is an indicator of maximum performance at sustained workloads under Performance Mode at an ambient temperature of 28 °C (82.40 °F).			
Total cores	16	12	16
Number of Performance-cores	4	4	4
Number of Efficient-cores	8	4	8
Number of Low Power Efficient-cores	4	4	4

Table 3. Intel Core Ultra Series 3 processors (continued)

Description	Option nine	Option ten	Option eleven
Total threads	16	12	16
Speed	Up to 4.80 GHz	Up to 4.70 GHz	Up to 5 GHz
Performance-core frequency			
Base frequency	2 GHz	1.90 GHz	2 GHz
Maximum turbo frequency	4.80 GHz	4.70 GHz	5 GHz
Efficient-core frequency			
Base frequency	1.60 GHz	1.50 GHz	1.60 GHz
Maximum turbo frequency	3.60 GHz	3.40 GHz	3.80 GHz
Low Power Efficient-core frequency			
Base frequency	1.60 GHz	1.50 GHz	1.60 GHz
Maximum turbo frequency	3.40 GHz	3.30 GHz	3.60 GHz
Processor cache	18 MB	18 MB	18 MB
Integrated graphics	Intel Graphics	Intel Arc B370 GPU	Intel Arc B390 GPU
X^e-cores	4	10	12
GPU AI performance	Up to 40 TOPS	Up to 98 TOPS	Up to 122 TOPS
Neural Processing Unit (NPU) AI performance	Up to 50 TOPS	Up to 47 TOPS	Up to 50 TOPS
NOTE: Tera Operations Per Second (TOPS) is an AI performance metric that measures how many trillions of operations per second an AI processor can perform.			

Intel Core Series 3 processors

The following table lists the details of the Intel Core Series 3 processors that are supported on your Dell Pro 5 16 P516260.

NOTE: The following processor specification tables only apply to computers shipped with Intel Core Series 3 processors.

Table 4. Intel Core Series 3 processors

Description	Option one	Option two	Option three
Type	Intel Core 3 304	Intel Core 5 315	Intel Core 5 320
Thermal Design Power (TDP)	Up to 19 W	Up to 19 W	Up to 19 W
NOTE: Thermal Design Power (TDP) is an indicator of maximum performance at sustained workloads under Performance Mode at an ambient temperature of 28 °C (82.40 °F).			
Total cores	5	6	6
Number of Performance-cores	1	2	2
Number of Efficient-cores	None	None	None
Number of Low Power Efficient-cores	4	4	4

Table 4. Intel Core Series 3 processors (continued)

Description	Option one	Option two	Option three
Total threads	5	6	6
Speed	Up to 4.30 GHz	Up to 4.40 GHz	Up to 4.60 GHz
Performance-core frequency			
Base frequency	1.50 GHz	1.50 GHz	1.50 GHz
Maximum turbo frequency	4.30 GHz	4.40 GHz	4.60 GHz
Efficient-core frequency			
Base frequency	Not applicable	Not applicable	Not applicable
Maximum turbo frequency	Not applicable	Not applicable	Not applicable
Low Power Efficient-core frequency			
Base frequency	1.40 GHz	1.40 GHz	1.40 GHz
Maximum turbo frequency	3.30 GHz	3.30 GHz	3.30 GHz
Processor cache	6 MB	6 MB	6 MB
Integrated graphics	Intel Graphics	Intel Graphics	Intel Graphics
X^e-cores	1	2	2
GPU AI performance	Up to 9 TOPS	Up to 18 TOPS	Up to 20 TOPS
Neural Processing Unit (NPU) AI performance	Up to 15 TOPS	Up to 15 TOPS	Up to 16 TOPS
NOTE: Tera Operations Per Second (TOPS) is an AI performance metric that measures how many trillions of operations per second an AI processor can perform.			

Table 4. Intel Core Series 3 processors

Description	Option four	Option five	Option six
Type	Intel Core 5 330	Intel Core 7 350	Intel Core 7 360
Thermal Design Power (TDP)	Up to 19 W	Up to 19 W	Up to 19 W
NOTE: Thermal Design Power (TDP) is an indicator of maximum performance at sustained workloads under Performance Mode at an ambient temperature of 28 °C (82.40 °F).			
Total cores	6	6	6
Number of Performance-cores	2	2	2
Number of Efficient-cores	None	None	None
Number of Low Power Efficient-cores	4	4	4
Total threads	6	6	6
Speed	Up to 4.60 GHz	Up to 4.80 GHz	Up to 4.80 GHz
Performance-core frequency			
Base frequency	1.50 GHz	1.50 GHz	1.50 GHz

Table 4. Intel Core Series 3 processors (continued)

Description	Option four	Option five	Option six
Maximum turbo frequency	4.60 GHz	4.80 GHz	4.80 GHz
Efficient-core frequency			
Base frequency	Not applicable	Not applicable	Not applicable
Maximum turbo frequency	Not applicable	Not applicable	Not applicable
Low Power Efficient-core frequency			
Base frequency	1.40 GHz	1.40 GHz	1.40 GHz
Maximum turbo frequency	3.40 GHz	3.60 GHz	3.60 GHz
Processor cache	6 MB	6 MB	6 MB
Integrated graphics	Intel Graphics	Intel Graphics	Intel Graphics
X^e-cores	2	2	2
GPU AI performance	Up to 20 TOPS	Up to 21 TOPS	Up to 21 TOPS
Neural Processing Unit (NPU) AI performance	Up to 16 TOPS	Up to 17 TOPS	Up to 17 TOPS
NOTE: Tera Operations Per Second (TOPS) is an AI performance metric that measures how many trillions of operations per second an AI processor can perform.			

Chipset

The following table lists the details of the chipset that is supported on your Dell Pro 5 16 P516260.

Table 5. Chipset

Description	Option one	Option two
Processors	Intel Core Ultra Series 3	Intel Core Series 3
Chipset	Integrated with the processor	Integrated with the processor
DRAM bus width	64-bit	64-bit
Flash EPROM	16 MB + 32 MB	8 MB + 32 MB
PCIe bus	Up to Gen5	Up to Gen4

Operating system

Your Dell Pro 5 16 P516260 supports the following operating systems:

- Windows 11 Pro
- Windows 11 Home
- Windows 11 Pro Education
- Ubuntu Linux 24.04 LTS

NOTE: Configurations without both an IR camera and fingerprint reader do not ship with Windows Hello Enhanced Sign-in Security (ESS), which is required to run Recall. See Windows 11 Copilot+ PC Features.

Memory

The following table lists the memory specifications that are supported by your Dell Pro 5 16 P516260.

Table 6. Memory specifications

Description	Option one	Option two	Option three
Memory slots	Two SODIMM slots	One SODIMM slot	One LPCAMM2 module
Memory type	DDR5	DDR5	LPDDR5x
Memory speed	5600 MT/s	5600 MT/s	8533 MT/s
Maximum memory configuration	64 GB	48 GB	64 GB
Minimum memory configuration	8 GB	8 GB	8 GB
Memory size per slot	8 GB, 16 GB, or 32 GB	8 GB, 16 GB, 32 GB, or 48 GB	16 GB, 32 GB, or 64 GB
Memory configurations supported	• 8 GB: 1 x 8 GB, DDR5, 5600 MT/s, single-channel • 16 GB: 1 x 16 GB, DDR5, 5600 MT/s, single-channel • 16 GB: 2 x 8 GB, DDR5, 5600 MT/s, dual-channel • 32 GB: 1 x 32 GB, DDR5, 5600 MT/s, single-channel • 32 GB: 2 x 16 GB, DDR5, 5600 MT/s, dual-channel • 64 GB: 2 x 32 GB, DDR5, 5600 MT/s, dual-channel	• 8 GB: 1 x 8 GB, DDR5, 5600 MT/s, single-channel • 16 GB: 1 x 16 GB, DDR5, 5600 MT/s, single-channel • 32 GB: 1 x 32 GB, DDR5, 5600 MT/s, single-channel • 48 GB: 1 x 48 GB, DDR5, 5600 MT/s, single-channel	• 16 GB, LPDDR5x, 8533 MT/s, dual-channel • 32 GB, LPDDR5x, 8533 MT/s, dual-channel • 64 GB, LPDDR5x, 8533 MT/s, dual-channel

External ports and slots

The following table lists the external ports and slots on your Dell Pro 5 16 P516260.

Table 7. External ports and slots

Description	Values
Network port	One RJ45 Ethernet port (1 Gbps)
USB ports	• Two Thunderbolt 4 (40 Gbps) ports with Power Delivery and DisplayPort 2.1 • One USB 3.2 Gen 1 port (5 Gbps) • One USB 3.2 Gen 1 port (5 Gbps) with PowerShare
Audio port	One global headset jack
Video port(s)	One HDMI 2.1 port
Smart-card reader	One smart-card reader slot (optional)
Power-adapter port	Two Thunderbolt 4 (40 Gbps) ports with Power Delivery and DisplayPort 2.1
Security-cable slot	One security-cable slot (wedge-shaped)

Table 7. External ports and slots (continued)

Description	Values
SIM-card slot	One nano-SIM card slot (for computers shipped with a WWAN card)

Internal slots

The following table lists the internal slots of your Dell Pro 5 16 P516260.

Table 8. Internal slots

Description	Values
M.2	• One M.2 Key-E 2230 slot for WLAN card • One M.2 Key-B 3042/3052 slot for WWAN card (optional) • One M.2 Key-M 2230 slot for solid-state drive (for computers shipped with SODIMM memory) • One M.2 Key-M 2230/2280 slot for solid-state drive (for computers shipped with LPCAMM2 memory) **NOTE:** To learn more about the features of different types of M.2 cards, search Dell Support Site.

Ethernet

The following table lists the wired Ethernet Local Area Network (LAN) specifications of your Dell Pro 5 16 P516260.

Table 9. Ethernet specifications

Description	Values
Model	Intel I219-LM
Transfer rate	10/100/1000 Mbps

Wireless card

WLAN module

The following table lists the Wireless Local Area Network (WLAN) module specifications of your Dell Pro 5 16 P516260.

Table 10. Wireless module specifications

Description	Option one	Option two	Option three	Option four
Model number	Intel BE211	Intel BE213	Intel AX211	MediaTek MT7920
Transfer rate	Up to 5760 Mbps	Up to 2880 Mbps	Up to 2400 Mbps	Up to 1200 Mbps
Frequency bands supported	• 2.4 GHz • 5 GHz • 6 GHz	• 2.4 GHz • 5 GHz • 6 GHz	• 2.4 GHz • 5 GHz • 6 GHz	• 2.4 GHz • 5 GHz
Wireless standards	• Wi-Fi 802.11a/b/g	• Wi-Fi 802.11a/b/g	• Wi-Fi 802.11a/b/g	• Wi-Fi 802.11a/b/g

Table 10. Wireless module specifications (continued)

Description	Option one	Option two	Option three	Option four
	• Wi-Fi 4 (WiFi 802.11n) • Wi-Fi 5 (WiFi 802.11ac) • Wi-Fi 6 (WiFi 802.11ax) • Wi-Fi 7 (WiFi 802.11be)	• Wi-Fi 4 (WiFi 802.11n) • Wi-Fi 5 (WiFi 802.11ac) • Wi-Fi 6 (WiFi 802.11ax) • Wi-Fi 7 (WiFi 802.11be)	• Wi-Fi 4 (WiFi 802.11n) • Wi-Fi 5 (WiFi 802.11ac) • Wi-Fi 6 (WiFi 802.11ax)	• Wi-Fi 4 (WiFi 802.11n) • Wi-Fi 5 (WiFi 802.11ac) • Wi-Fi 6 (WiFi 802.11ax)
Encryption	• 64-bit/128-bit WEP • AES-CCMP • TKIP	• 64-bit/128-bit WEP • AES-CCMP • TKIP	• 64-bit/128-bit WEP • AES-CCMP • TKIP	• 64-bit/128-bit WEP • AES-CCMP • TKIP
Bluetooth Core Specification	Bluetooth Core 6.0	Bluetooth Core 6.0	Bluetooth Core 5.4	Bluetooth Core 6.0
NOTE: These wireless cards are qualified against the listed Bluetooth Core specifications.				

WWAN module

The following table lists the Wireless Wide Area Network (WWAN) modules that are supported in your Dell Pro 5 16 P516260.

NOTE: WWAN support is available only on certain configurations and in certain regions.

NOTE: Availability of the eSIM feature on the WWAN card depends on your region and mobile carrier's requirements.

NOTE: For instructions on how to setup SIM or eSIM connections on your computer, see the SIM/eSIM Setup Guide for Windows available with your product documentation at Dell Support Site.

Table 11. WWAN module specifications

Description	Option one	Option two
Model number	DW5826e-m Qualcomm Snapdragon SDX12 Global LTE-Advanced	DW5933e-m, MediaTek T700 Global 5G Modem
Cellular standards	4G	5G
Form factor	M.2 3042 Key-B	M.2 3052 Key-B
Host interface	• USB 3.0 • USB 2.0	PCIe Gen3
Network standard	• LTE FDD/TDD • WCDMA • GPS/GLONASS/Galileo/QZSS	• NR FR1 (Sub6) FDD/TDD • LTE FDD/TDD • WCDMA/HSPA+ • GPS/GLONASS/Galileo/BDS/QZSS
Transfer data rate	• **LTE:** Download: 600 Mbps (CAT12) Upload: 150 Mbps (CAT13) • **WCDMA:** Download: 42 Mbps Upload: 5.76 Mbps • **UMTS:** Download: 384 kbps	• **SA:** Download: 4.67 Gbps Upload: 1.25 Gbps • **NSA:** Download: 3.74 Gbps Upload: 835 Mbps • **LTE:** Download: 1.6 Gbps (CAT19)

Table 11. WWAN module specifications (continued)

Description	Option one	Option two
	Upload: 384 kbps	Upload: 211 Mbps • **UMTS:** Download: 384 kbps Upload: 384 kbps Download: DC-HSPA+: 42 Mbps (CAT24) Upload: 11.5 Mbps (CAT7)
Operating frequency bands	• LTE FDD (B1, B2, B3, B4, B5, B7, B8, B12, B13, B14, B18, B19, B20, B25, B26, B28, B29, B32, B66, B71) • LTE TDD (B38, B39, B40, B41, B42, B43, B48) • WCDMA (B1, B2, B4, B5, B6, B8, B9, B19)	• NR (n1, n2, n3, n5, n7, n8, n12, n14, n20, n25, n26, n28, n30, n38, n40, n41, n48, n66, n71, n77, n78, n79) • LTE (B1, B2, B3, B4, B5, B7, B8, B12, B13, B14, B17, B18, B19, B20, B25, B26, B28, B29, B30, B32, B34, B38, B39, B40, B41, B42, B43, B48, B66, B71) • WCDMA/HSPA+ (1, 2, 4, 5, 8)
Power supply	DC 3.135 V to 4.4 V, Typical: 3.3 V	DC 3.135 V to 4.4 V, Typical: 3.3 V
SIM card	Supported through external SIM slot	Supported through external SIM slot
eSIM with dual SIM (DSSA)	Supported (The availability of eSIM functionality embedded on the module is dependent on the region and specific carrier requirements)	Supported (The availability of eSIM functionality embedded on the module is dependent on the region and specific carrier requirements)
Antenna diversity	Supported	Supported
Radio on/off	Supported	Supported
Wake on wireless	Supported	Supported
Temperature	• Normal operating temperature: -30°C to 70°C (-22°F to 158°F) • Extended operating temperature: -40°C to 85°C (-40°F to 185°F) • Storage temperature: -40°C to 85°C (-40°F to 185°F)	• Normal operating temperature: -10°C to 55°C (14°F to 131°F) • Extended operating temperature: -30°C to 75°C (-22°F to 167°F) • Storage temperature: -40°C to 85°C (-40°F to 185°F)
Antenna connector	• WWAN Main Antenna × 1 • WWAN Diversity Antenna × 1	• WWAN Main Antenna × 1 • WWAN Diversity Antenna × 1 • 4 x 4 MIMO Antenna × 2
NOTE: For instructions to find your computer's International Mobile Equipment Identity (IMEI) number, search in the Knowledge Base Resource at Dell Support Site.		

Audio

The following table lists the audio specifications of your Dell Pro 5 16 P516260.

Table 12. Audio specifications

Description	Option one	Option two
Audio controller	Cirrus Logic codec CS42L43B	Cirrus Logic codec CS42L45
Stereo conversion	Supported	Supported

Table 12. Audio specifications (continued)

Description	Option one	Option two
Internal audio interface	SoundWire interface	SoundWire interface
External audio interface	One global headset jack	One global headset jack
Number of speakers	Two	Two
Internal-speaker amplifier	Not supported	Cirrus Logic CS35L63 Smart Amplifier
External volume controls	Keyboard shortcut controls	Keyboard shortcut controls
Speaker output:		
Average	2 W	2 W
Peak	2.5 W	2.5 W
Microphone	Digital-array microphones in camera assembly	Digital-array microphones in camera assembly

Storage

This section lists the storage options on your Dell Pro 5 16 P516260.

Your Dell Pro 5 16 P516260 supports the following solid-state drive configrations:

- **With SODIMM memory:** One M.2 2230 solid-state drive
- **With LPCAMM2 memory:** One M.2 2230/2280 solid-state drive

Table 13. Storage specifications

Storage type	Interface type	Capacity
M.2 2280 solid-state drive, self-encrypting (SED), TLC	PCIe Gen5 x4 NVMe, up to 128 GT/s	Up to 2 TB
M.2 2230 solid-state drive, TLC	PCIe Gen4 x4 NVMe, up to 64 GT/s	Up to 1 TB
M.2 2230 solid-state drive, QLC	PCIe Gen4 x4 NVMe, up to 64 GT/s	Up to 2 TB
M.2 2230 solid-state drive, TLC	PCIe Gen5 x4 NVMe, up to 128 GT/s	Up to 512 GB

Keyboard

The following table lists the keyboard specifications of your Dell Pro 5 16 P516260.

Table 14. Keyboard specifications

Description	Values
Keyboard type	• Standard non-backlit keyboard • Mini-LED backlit keyboard
Keyboard layout	QWERTY
Number of keys	• United States and Canada: 99 keys • United Kingdom: 100 keys • Portuguese (Brazil), French Canadian (Quebec): 101 keys • Japan: 103 keys
Key pitch	Horizontal = 18.05 mm key pitch Vertical = 18.05 mm key pitch

Table 14. Keyboard specifications (continued)

Description	Values
Keyboard shortcuts	Some keys on your keyboard have two symbols on them. These keys can be used to type alternate characters or to perform secondary functions. ● To type the alternate character, press Shift and the desired key. ● To perform secondary functions, press Fn and the desired key. **NOTE:** You can define the primary behavior of the function keys (F1–F12) by changing **Function Key Behavior** in the BIOS Setup program. **NOTE:** If Copilot in Windows is not available on your computer, pressing the Copilot key launches Windows search. For more information about Copilot in Windows, search Dell Support site. For more information, see Keyboard function keys.

Keyboard shortcuts of Dell Pro 5 16 P516260

NOTE: Keyboard characters may differ depending on the keyboard language configuration. Keys that are used for shortcuts remain the same across all language configurations.

Some keys on your keyboard have two symbols on them. These keys can be used to type alternate characters or to perform secondary functions. The symbol that is shown on the lower part of the key refers to the character that is typed out when the key is pressed. If you press shift and the key, the symbol that is shown on the upper part of the key is typed out. For example, if you press **2**, 2 is typed out; if you press **Shift** + **2**, @ is typed out.

The keys F1-F12 at the top row of the keyboard are function keys for multimedia control, as indicated by the icon on the key. Press the function key to enable the task represented by the icon. For example, pressing F1 mutes the audio (see the table below).

However, if the function keys F1-F12 are needed for specific software applications, multimedia functionality can be disabled by pressing **fn** + **Esc**. Later, multimedia control can be invoked by pressing **fn** and the respective function key. For example, mute audio by pressing **fn** + **F1**.

NOTE: You can also define the primary behavior of the function keys (F1–F12) by changing **Function Key Behavior** in the BIOS setup program.

Table 15. Function key primary behavior

Function key	Primary behavior
F1	Mute or unmute audio
F2	Decrease volume
F3	Increase volume
F4	Mute or unmute microphone
F5	ROW: Dictation German: Copilot **NOTE:** Depending on the keyboard language, the behavior of the F5 key may vary.
F6	Turn on or turn off the keyboard backlight (optional). **NOTE:** Non-backlit keyboards have the F10 function key without the backlight icon and do not support the toggle keyboard backlight function.

Table 15. Function key primary behavior (continued)

Function key	Primary behavior
	NOTE: Toggle to cycle the keyboard backlight status through off, low-backlight, and high-backlight options.
F7	Decrease display brightness
F8	Increase display brightness
F9	Switch to external display
F10	Print Screen
F11	Home
F12	End

The **fn** key is also used with selected keys on the keyboard to invoke secondary functions.

Table 16. Secondary behavior

Function key	Secondary behavior
fn + F1	Operating system and application-specific F1 behavior
fn + F2	Operating system and application-specific F2 behavior
fn + F3	Operating system and application-specific F3 behavior
fn + F4	Operating system and application-specific F4 behavior
fn + F5	Operating system and application-specific F5 behavior
fn + F6	Operating system and application-specific F6 behavior
fn + F7	Operating system and application-specific F7 behavior
fn + F8	Operating system and application-specific F8 behavior
fn + F9	Operating system and application-specific F9 behavior
fn + F10	Operating system and application-specific F10 behavior
fn + F11	Operating system and application-specific F11 behavior
fn + F12	Operating system and application-specific F12 behavior
fn + Copilot	Operating system Context menu behavior.
fn + Esc	Toggle Function key lock
fn + PgUp (cursor up)	Scroll up the document or page
fn + PgDn (cursor down)	Scroll down the document or page

Camera

The following table lists the camera specifications of your Dell Pro 5 16 P516260.

Table 17. Camera specifications

Description	Option one	Option two	Option three
Number of cameras	One	Two	Two
Camera type	FHD RGB HDR	FHD RGB HDR+IR	8MP RGB HDR+IR
Camera location	Front, above the display	Front, above the display	Front, above the display
Camera sensor type	CMOS sensor technology	CMOS sensor technology	CMOS sensor technology

Table 17. Camera specifications (continued)

Description	Option one	Option two	Option three
Camera resolution:			
Still image	2.07 megapixels	2.07 megapixels	8.29 megapixels
Video	1920 x 1080 (FHD) at 30 fps	1920 x 1080 (FHD) at 30 fps	2560 x 1440 (QHD) at 30 fps
Infrared camera resolution:			
Still image	Not applicable	0.13 megapixels	0.13 megapixels
Video	Not applicable	360 x 360 at 15 fps	360 x 360 at 15 fps
Diagonal viewing angle:			
Camera	83 degrees	83 degrees	84.7 degrees
Infrared camera	Not applicable	81.3 degrees	81.3 degrees

NOTE: Configurations without both an IR camera and fingerprint reader do not ship with Windows Hello Enhanced Sign-in Security (ESS), which is required to run Recall. See Windows 11 Copilot+ PC Features.

Touchpad

The following table lists the touchpad specifications of your Dell Pro 5 16 P516260.

Table 18. Touchpad specifications

Description	Values
Touchpad resolution	>300 DPI
Touchpad dimensions:	
Horizontal	130 mm (5.12 in.)
Vertical	90 mm (3.54 in.)
Touchpad gestures	For more information about the touchpad gestures that are available on: • Windows, search Microsoft Support Site. • Ubuntu, search Ubuntu Support Site.

Power adapter

The following table lists the power adapter specifications of your Dell Pro 5 16 P516260.

NOTE: The weight and physical dimensions of the power adapter may vary depending on when your Dell Pro 5 16 P516260 was purchased.

Table 19. Power-adapter specifications

Description	Option one	Option two	Option three	Option four
Type	65 W adapter, USB-C	65 W adapter, GaN, USB-C	65 W adapter, GaN, USB-C, 2-pin	100 W adapter, USB-C
Power-adapter dimensions:				
Height	26.42 mm (1.04 in.)	30.99 mm (1.22 in.)	30.99 mm (1.22 in.)	26.42 mm (1.04 in.)
Width	60 mm (2.36 in.)	40.89 mm (1.61 in.)	41.40 mm (1.63 in.)	60 mm (2.36 in.)

Table 19. Power-adapter specifications (continued)

Description	Option one	Option two	Option three	Option four
Depth	97.52 mm (3.80 in.)	63 mm (2.48 in.)	48.51 mm (1.91 in.)	121.92 mm (4.80 in.)
Input voltage	100 to 240 VAC	100 to 240 VAC	100 to 240 VAC	100 to 240 VAC
Input frequency	50 Hz to 60 Hz	50 Hz to 60 Hz	50 Hz to 60 Hz	50 Hz to 60 Hz
Input current (maximum)	1.70 A	1.70 A	1.70 A	1.70 A
Output current (continuous)	• 20 V/3.25 A • 15 V/3 A • 9 V/3 A • 5 V/3 A	• 20 V/3.25 A • 15 V/3 A • 9 V/3 A • 5 V/3 A	• 20 V/3.25 A • 15 V/3 A • 9 V/3 A • 5 V/3 A	• 20 V/5 A • 15 V/3 A • 9 V/3 A • 5 V/3 A
Rated output voltage	• 20 VDC • 15 VDC • 9 VDC • 5 VDC	• 20 VDC • 15 VDC • 9 VDC • 5 VDC	• 20 VDC • 15 VDC • 9 VDC • 5 VDC	• 20 VDC • 15 VDC • 9 VDC • 5 VDC
Temperature range:				
Operating	0°C to 45°C (32°F to 113°F)	0°C to 45°C (32°F to 113°F)	0°C to 45°C (32°F to 113°F)	0°C to 35°C (32°F to 95°F)
Storage	-40°C to 70°C (-40°F to 158°F)	-40°C to 70°C (-40°F to 158°F)	-40°C to 70°C (-40°F to 158°F)	-40°C to 70°C (-40°F to 158°F)
CAUTION: Operating and storage temperature ranges may differ among components, so operating or storing the device outside these ranges may impact the performance of specific components.				

Power adapter requirements

This section contains the power adapter requirements for the Dell Pro 5 16 P516260.

NOTE: If you did not purchase the Dell-branded power adapter that is recommended for your computer, ensure that the power adapter you use meets the following requirements:

Table 20. Power adapter requirements for Dell Pro 5 16 P516260

Description	Adapter requirements for the battery shipped with your computer
Power that is required from a power adapter to achieve optimal performance.	65 W
Power that is required to charge the computer at a slower speed.	Less than 60 W
Minimum power that is required from a power adapter to operate the computer and charge the battery.	27 W
NOTE: A warning message may appear informing you about the use of a lower-powered adapter and slower charging speed.	
USB Power Delivery (PD) fast charging	Supported
ExpressCharge mode	Supported
NOTE: ExpressCharge is supported on your computer only when the power adapter is rated at 65 W or higher.	

Battery

The following table lists the battery specifications of your Dell Pro 5 16 P516260.

Table 21. Battery specifications

Description	Option one	Option two	Option three
Battery type	3-cell lithium-ion (45 Wh)	3-cell lithium-ion (57 Wh)	3-cell lithium-ion (70 Wh)
Battery voltage (nominal)	11.25 VDC	11.25 VDC	11.25 VDC
Battery weight (maximum)	0.19 kg (0.42 lb)	0.24 kg (0.53 lb)	0.27 kg(0.59 lb)
Battery dimensions:			
Height	6.50 mm (0.26 in.)	6.50 mm (0.26 in.)	6.50 mm (0.26 in.)
Width	272 mm (10.71 in.)	272 mm (10.71 in.)	272 mm (10.71 in.)
Depth	74.90 mm (2.95 in.)	74.90 mm (2.95 in.)	74.90 mm (2.95 in.)
Temperature range:			
Operating	• Charge: 0°C to 50°C (32°F to 122°F) • Discharge: 0°C to 70°C (32°F to 158°F)	• Charge: 0°C to 50°C (32°F to 122°F) • Discharge: 0°C to 70°C (32°F to 158°F)	• Charge: 0°C to 50°C (32°F to 122°F) • Discharge: 0°C to 70°C (32°F to 158°F)
Storage	-20°C to 60°C (-4°F to 140°F)	-20°C to 60°C (-4°F to 140°F)	-20°C to 60°C (-4°F to 140°F)
Battery operating time	Varies depending on operating conditions and can significantly reduce under certain power-intensive conditions		
Battery charging time (approximate, when the computer is turned off):			
Standard	3 hours	3 hours	3 hours
ExpressCharge	2 hours	2 hours	2 hours
ExpressCharge boost	From 0% up to 35% in as little as 20 minutes	From 0% up to 35% in as little as 20 minutes	From 0% up to 35% in as little as 20 minutes
Coin-cell battery	None	None	None

NOTE: You can control the battery charging time, duration, start and end time, and so on, using the settings on the Dell Optimizer application. For more information about Dell Optimizer application, search Dell Support Site.

CAUTION: Operating and storage temperature ranges may differ among components, so operating or storing the device outside these ranges may impact the performance of specific components.

CAUTION: Dell Technologies recommends that you charge the battery regularly for optimal power consumption.

Battery-status light

The following table lists the battery-status light of your Dell Pro 5 16 P516260.

Table 22. Battery-status light behavior

Power source	LED behavior	System power state	Battery charge level
AC adapter	Off	S0 or S5	100%
AC adapter	Solid white	S0 or S5	< 100%

Table 22. Battery-status light behavior (continued)

Power source	LED behavior	System power state	Battery charge level
Battery	Off	S0 or S5	11-100%
Battery	Solid amber	S0 or S5	< 10%

- S0 (ON): The computer is turned on.
- S3 (Sleep): Screen is off, and the computer is in sleep mode.
- S4 (Hibernate): The computer consumes the least power in the Hibernate state than in the ON or OFF state. The computer is almost in the OFF state. The context data is written to a storage device, allowing you to resume from where you left after the computer is turned on.
- S5 (OFF): The computer is in a shutdown state.

Battery power requirements

Power requirements (for computers shipped with 3-cell, 45 Wh battery)

NOTE: The information in this section is applicable to the European Union (EU) countries.

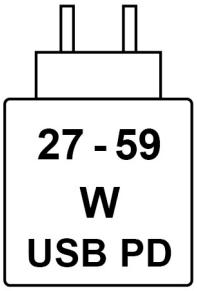

Figure 9. Pictogram for 45 Wh battery

The power that is delivered by the charger must be between a minimum of 27 Watts that is required by the radio equipment, and a maximum of 59 Watts in order to achieve the maximum charging speed.

This computer supports USB Power Delivery (PD) fast charging.

Power requirements (for computers shipped with 3-cell, 57 Wh battery)

NOTE: The information in this section is applicable to the European Union (EU) countries.

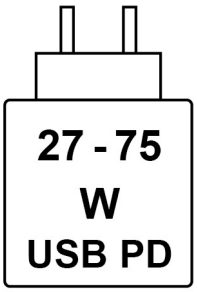

Figure 10. Pictogram for 57 Wh battery

The power that is delivered by the charger must be between a minimum of 27 Watts that is required by the radio equipment, and a maximum of 75 Watts in order to achieve the maximum charging speed.

This computer supports USB Power Delivery (PD) fast charging.

Power requirements (for computers shipped with 3-cell, 70 Wh battery)

NOTE: The information in this section is applicable to the European Union (EU) countries.

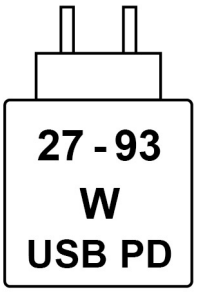

Figure 11. Pictogram for 70 Wh battery

The power that is delivered by the charger must be between a minimum of 27 Watts that is required by the radio equipment, and a maximum of 93 Watts in order to achieve the maximum charging speed.

This computer supports USB Power Delivery (PD) fast charging.

Display

The following table lists the display specifications of your Dell Pro 5 16 P516260.

Table 23. Display specifications

Description	Option one	Option two	Option three	Option four
Display type	16-inch, Wide Ultra Extended Graphics Array (WUXGA)	16-inch, Wide Ultra Extended Graphics Array (WUXGA)	16-inch, Wide Ultra Extended Graphics Array (WUXGA), ComfortView Plus, Low Blue Light, Super Low Power	16-inch, Wide Quad Extended Graphics Array (WQXGA), ComfortView Plus, Low Blue Light
Display-panel technology	In-Plane Switching (IPS), White Light Emitting Diode (WLED)	In-Plane Switching (IPS), White Light Emitting Diode (WLED)	In-Plane Switching (IPS), White Light Emitting Diode (WLED), super low power panel	In-Plane Switching (IPS), White Light Emitting Diode (WLED)
Display-panel dimensions (active area):				
Height	344.68 mm (13.57 in.)	344.68 mm (13.57 in.)	344.68 mm (13.57 in.)	344.68 mm (13.57 in.)
Width	215.42 mm (8.48 in.)	215.42 mm (8.48 in.)	215.42 mm (8.48 in.)	215.42 mm (8.48 in.)
Diagonal	406.46 mm (16 in.)	406.46 mm (16 in.)	406.46 mm (16 in.)	406.46 mm (16 in.)
Display-panel native resolution	1920 x 1200	1920 x 1200	1920 x 1200	2560 x 1600
Luminance (typical)	400 nits	400 nits	500 nits	500 nits
Megapixels	2.30	2.30	2.30	4.10
Color gamut	62.5% sRGB	62.5% sRGB	100% sRGB	100% sRGB
Color depth	6-bit + FRC	6-bit + FRC	8-bit	8-bit + FRC
Pixels Per Inch (PPI)	141.50	141.50	141.50	188.70
Contrast ratio	• Minimum: 800:1 • Typical: 1000:1	• Minimum: 800:1 • Typical: 1000:1	• Minimum: 1200:1 • Typical: 1500:1	• Minimum: 1200:1 • Typical: 1500:1

Table 23. Display specifications (continued)

Description	Option one	Option two	Option three	Option four
Response time (maximum)	35 ms	35 ms	35 ms	35 ms
Refresh rate	60 Hz	60 Hz	1 Hz to 120 Hz	48 Hz to 120 Hz
Horizontal view angle	• Minimum: +/- 80 degrees • Typical: +/- 89 degrees	• Minimum: +/- 80 degrees • Typical: +/- 89 degrees	• Minimum: +/- 80 degrees • Typical: +/- 89 degrees	• Minimum: +/- 80 degrees • Typical: +/- 89 degrees
Vertical view angle	• Minimum: +/- 80 degrees • Typical: +/- 89 degrees	• Minimum: +/- 80 degrees • Typical: +/- 89 degrees	• Minimum: +/- 80 degrees • Typical: +/- 89 degrees	• Minimum: +/- 80 degrees • Typical: +/- 89 degrees
Pixel pitch	0.179 mm	0.179 mm	0.179 mm	0.135 mm
Power consumption (maximum)	5.65 W	5.60 W	4.75 W	6.55 W
Anti-glare vs glossy finish	Anti-glare	Anti-glare	Anti-glare	Anti-glare
Touch options	Non-Touch	Touch	Non-Touch	Non-Touch

ComfortView Plus

WARNING: Prolonged exposure to blue light from the display may lead to long-term effects such as eye strain, eye fatigue, or damage to the eyes.

Blue light is a color in the light spectrum which has a short wavelength and high energy. Chronic exposure to blue light, particularly from digital sources may disrupt sleep patterns and cause long-term effects such as eye strain, eye fatigue, or damage to the eyes.

The display on this computer is designed to minimize blue light and complies with TÜV Rheinland's requirement for low blue light displays.

Low blue light mode is enabled at the factory, so no further configuration is necessary.

To reduce the risk of eye strain, it is also recommended that you:

- Position the display at a comfortable viewing distance between 20 inches and 28 inches (50 cm and 70 cm) from your eyes.
- Blink frequently to moisten your eyes, wet your eyes with water, or apply eye drops.
- Take an extended break for 20 minutes every two hours.
- Look away from your display, and gaze at a distant object at 20 ft (609.60 cm) away for at least 20 seconds during each break.

Fingerprint reader

The following table lists the fingerprint-reader specifications of your Dell Pro 5 16 P516260.

NOTE: Your Dell Pro 5 16 P516260 may come shipped with one or more options of the following fingerprint readers.

Table 24. Fingerprint reader specifications

Description	Option one	Option two
Fingerprint reader location	Integrated with the power button	On the palmrest
Sensor technology	Trans-capacitive sensing	Trans-capacitive sensing

Table 24. Fingerprint reader specifications (continued)

Description	Option one	Option two
Sensor resolution	500 dpi	508 dpi
Sensor pixel size	• X: 108 • Y: 88	• X: 256 • Y: 360

GPU—Integrated

The following table lists the specifications of the integrated Graphics Processing Unit (GPU) supported by your Dell Pro 5 16 P516260.

Table 25. GPU—Integrated

Controller	External display support	Memory size	Processor
Intel Graphics	• Two Thunderbolt 4 (40 Gbps) ports with Power Delivery and DisplayPort 2.1 • One HDMI 2.1 port	Shared system memory	• Intel Core Ultra 5 322 • Intel Core Ultra 5 332 vPro • Intel Core Ultra 5 325 • Intel Core Ultra 5 335 vPro • Intel Core Ultra 7 355 • Intel Core Ultra 7 365 vPro • Intel Core Ultra 5 336H vPro • Intel Core Ultra 7 356H • Intel Core Ultra 7 366H vPro • Intel Core Ultra 5 225U • Intel Core Ultra 5 235U vPro • Intel Core Ultra 7 255U • Intel Core Ultra 7 265U vPro • Intel Core 3 304 • Intel Core 5 315 • Intel Core 5 320 • Intel Core 5 330 • Intel Core 7 350 • Intel Core 7 360
Intel Arc B370 Graphics	• Two Thunderbolt 4 (40 Gbps) ports with Power Delivery and DisplayPort 2.1 • One HDMI 2.1 port	Shared system memory	Intel Core Ultra 5 338H vPro
Intel Arc B390 Graphics	• Two Thunderbolt 4 (40 Gbps) ports with Power Delivery and DisplayPort 2.1 • One HDMI 2.1 port	Shared system memory	Intel Core Ultra X7 368H vPro

Multiple displays, port and resolution matrix

The following table lists the multiple displays, port and resolution matrix of your Dell Pro 5 16 P516260.

NOTE: DisplayPort Multi-Stream Technology is a feature that allows you to connect up to four displays to a single DisplayPort port on your device using a daisy chain. This enables you to use multiple displays simultaneously, increasing your productivity and workspace efficiency.

Table 26. Video port and resolution matrix

Port type	Thunderbolt 4 (40 Gbps) port with Power Delivery and DisplayPort 2.1		HDMI 2.1
	Intel Core Ultra Series 3 processors	Intel Core Series 3 processors	
Maximum resolution—single display	One display (7680 x 4320 at 60 Hz)	One display (3840 x 2160 at 60 Hz)	One display (3840 x 2160 at 60 Hz)
Maximum resolution—two displays (dual MST)	**Display lid open**: One display (7680 x 4320 at 60 Hz) **Display lid closed**: Two displays (7680 x 4320 at 60 Hz)	**Display lid open**: One display (3840 x 2160 at 60 Hz) **Display lid closed**: Two displays (3840 x 2160 at 60 Hz)	Not applicable
Maximum resolution—three displays (triple MST)	**Display lid open**: One display (7680 x 4320 at 60 Hz) + One display (3840 x 2160 at 60 Hz) **Display lid closed**: One display (7680 x 4320 at 60 Hz) + Two displays (3840 x 2160 at 60 Hz)	**Display lid open**: Two displays (3840 x 2160 at 60 Hz) **Display lid closed**: Three displays (3840 x 2160 at 60 Hz)	Not applicable
Maximum resolution—four displays (quad MST)	**Display lid open**: Three displays (3840 x 2160 at 60 Hz) **Display lid closed**: Four displays (3840 x 2160 at 60 Hz)	Not supported	Not applicable

Hardware security

The following table lists the hardware security of your Dell Pro 5 16 P516260.

Table 27. Hardware security

Hardware security
Noble Lock (wedge-shaped)
Kensington Lock (wedge-shaped)

Table 27. Hardware security (continued)

Hardware security
Trusted Platform Module (TPM) 2.0 discrete
FIPS 140-2 certification for TPM
TCG Certification for TPM (Trusted Computing Group)
Touch fingerprint reader in the power button available with ControlVault3 Plus
Contacted smart-card reader with ControlVault3 Plus
Contactless smart-card reader and NFC with ControlVault3 Plus
SED SSD NVMe, SSD and HDD (Opal and non-Opal) per SDL
Chassis Intrusion Detection
BIOS - TPM clear and/or system boot lock after chassis intrusion detection

Smart-card reader

Contactless smart card reader

This section lists the contactless smart card reader specifications of your Dell Pro 5 16 P516260. This module is only available in computers shipped with smart card readers.

Table 28. Contactless smart card reader specifications

Title	Description	Dell ControlVault 3 Plus Contactless smart card reader with NFC
FeliCa Card Support	Reader and software capable of supporting FeliCa contactless cards	Yes
Prox (Proximity) (125 KHz) Card support	Reader and software capable of supporting Prox /Proximity/125 KHz contactless cards	No
ISO 14443 Type A Card Support	Reader and software capable of supporting ISO 14443 Type A contactless cards	Yes
ISO 14443 Type B Card Support	Reader and software capable of supporting ISO 14443 Type B contactless cards	Yes
ISO/IEC 21481	Reader and software capable of supporting ISO/IEC 21481 compliant contactless cards and tokens	Yes
ISO/IEC 18092	Reader and software capable of supporting ISO/IEC 18092 compliant contactless cards and tokens	Yes
ISO 15693 Card Support	Reader and software capable of supporting ISO15693 contactless cards	Yes
NFC Tag Support	Supports reading and processing of NFC compliant tag information	Yes
NFC Reader Mode	Support for NFC Forum Defined Reader mode	Yes
NFC Writer Mode	Support for NFC Forum Defined Writer mode	Yes

Table 28. Contactless smart card reader specifications (continued)

Title	Description	Dell ControlVault 3 Plus Contactless smart card reader with NFC
NFC Peer-to-Peer Mode	Support for NFC Forum Defined Peer to Peer mode	Yes
NFC Proximity OS Interface	Enumerates NFP (Near Field Proximity) device for operating system to utilize	Yes
PC/SC operating system interface	Personal Computer/Smart Card specification for integration of hardware readers into personal computer environments	Yes
CCID driver compliance	Common driver support for Integrated Circuit Card Interface Device for operating system level drivers	Yes
Dell ControlVault support	The device connects to Dell ControlVault for usage and processing	Yes

Table 29. Contactless card types supported

Interface	Card type	Supported functionality
NFC Forum (Microsoft Proximity Device)	Type 1 tag	Read/Write NDEF
	Type 2 tag	Read/Write NDEF
	Type 3 tag	Read/Write NDEF
	Type 4 tag	Read/Write NDEF
	Type 5 tag	Read/Write NDEF
	P2P	Exchange NDEF
RFID (Microsoft Smartcard Device)	ISO14443A	Read UUID and APDU Exchange (ISO7816)
	ISO14443B	Read UUID and APDU Exchange (ISO7816)
	Sony FeliCa	Read UUID only
	Legacy iClass (ISO15693)	Read UUID only
	MIFARE Classic	Read UUID only
	Low Frequency (125 KHz)	Not supported

Contacted smart card reader

The following table lists the contacted smart card reader specifications of your Dell Pro 5 16 P516260.

Table 30. Contacted smart card reader specifications

Title	Description	Dell ControlVault 3 Plus Contacted smart card reader
ISO 7816-3 Class A Card Support	Reader capable of reading 5 V powered smart card	Yes
ISO 7816-3 Class B Card Support	Reader capable of reading 3 V powered smart card	Yes
ISO 7816-3 Class C Card support	Reader capable of reading 1.8 V powered smart card	Yes

Table 30. Contacted smart card reader specifications (continued)

Title	Description	Dell ControlVault 3 Plus Contacted smart card reader
T = 0 support	Cards support character level transmission	Yes
T = 1 support	Cards support block level transmission	Yes
EMVCo Certified	Formally certified based on EMVCo smart card standards	Yes
PC/SC operating system interface	Personal Computer/Smart Card specification for integration of hardware readers into personal computer environments	Yes
CCID driver compliance	Common driver support for Integrated Circuit Card Interface Device for operating system level drivers	Yes
Windows Certified	Certified by the Windows Hardware Certification program	Yes
FIPS 201 (PIV/HSPD-12) Compliant	Device compliant with FIPS 201/PIV/HSPD-12 requirements	Yes
ISO 7816-1 Compliant	Specification for the physical characteristics of integrated circuit cards with contacts	Yes
ISO 7816-2 Compliant	Specification for the dimensions and location of the contacts	Yes
ISO 7816-3 Compliant	Specification for electrical interface and transmission protocols	Yes
ISO 7816-4 Compliant	Specification for organization, security and commands for interchange	Yes
Dell ControlVault support	Device connects to Dell ControlVault for usage and processing	Yes

Operating and storage environment

This table lists the operating and storage specifications of your Dell Pro 5 16 P516260.

Airborne contaminant level: G1 as defined by ISA-S71.04-1985

Table 31. Computer environment

Description	Operating	Storage
Temperature range	0°C to 35°C (32 °F to 95°F)	-40°C to 65°C (-40°F to 149°F)
Relative humidity (maximum)	10% to 90% (non-condensing)	0% to 95% (non-condensing)
Vibration (maximum)*	0.66 GRMS	1.30 GRMS
Shock (maximum)	110 G†	160 G†
Altitude range	-15.2 m to 3048 m (-49.87 ft to 10,000 ft)	-15.2 m to 10,668 m (-49.87 ft to 35,000 ft)

CAUTION: Operating and storage temperature ranges may differ among components, so operating or storing the device outside these ranges may impact the performance of specific components.

* Measured using a random vibration spectrum that simulates the user environment.

† Measured using a 2 ms half-sine pulse.

Using the privacy shutter

1. Slide the privacy shutter to the left to access the camera lens.
2. Slide the privacy shutter to the right to cover the camera lens.

Figure 12. Camera shutter

Dell Optimizer

Dell Optimizer is an AI-based software application that allows you to customize your computer settings for power and battery, and more.

For Dell Pro 5 16 P516260 with Dell Optimizer, you can:

- Extend the battery life of your computer with Intelligent Battery Extender and Dynamic Charge.
- Tune the performance, power consumption, cooling, and fan noise with selectable thermal modes.
- Access and secure your computer depending on your physical presence.
- Download and redeem the apps that are purchased with your computer.

For more information about configuring and using these features, search for *Dell Optimizer* at the Dell Support Site.

Dell support policy

For information about Dell support policy, search Dell Support Site.

4

Getting help and contacting Dell

Self-help resources

You can get information and help on Dell products and services using these self-help resources:

Table 32. Self-help resources

Self-help resources	Resource location
Information about Dell products and services	Dell Site
Contact Support	In Windows search, type `Contact Support`, and press Enter.
Online help for operating system	Windows Support Site Linux Support Site
Access top solutions, diagnostics, drivers and downloads, and learn more about your computer through videos, manuals, and documents.	Your Dell computer is uniquely identified using a Service Tag or Express Service Code. To view relevant support resources for your Dell computer, enter the Service Tag or Express Service Code at Dell Support Site. For more information about how to find the Service Tag for your computer, see Locate the Service Tag on your computer.
Dell knowledge base articles	1. Go to Dell Support Site. 2. On the menu bar at the top of the Support page, select **Support** > **Support Library**. 3. In the Search field on the Support Library page, type the keyword, topic, or model number, and then click or tap the search icon to view the related articles.

Contacting Dell

To contact Dell for sales, technical support, or customer service issues, see Contact Support at Dell Support Site.

NOTE: Availability of the services may vary depending on the country or region, and product.

NOTE: If you do not have an active Internet connection, you can find contact information in your purchase invoice, packing slip, bill, or Dell product catalog.

5

Revision history

Tracks all updates that are made to the document. It typically includes the date of change, version number, and a brief description of the modification. This log helps maintain transparency, accountability, and a clear timeline of progress.

Table 33. Revision history

Revision	Date	Description
A01	October 2026	Added Microsoft waiver note for Windows Hello Enhanced Sign-in Security for Recall.
A00	May 2026	Original publish date.